


Investor Handout

November 2022

Ryan Weispfenning, VP, Head of Investor Relations
ryan.weispfenning@medtronic.com



Forward-looking statements, non-GAAP financial measures, and comparisons

Forward-looking statements

This presentation contains forward-looking statements within the meaning of the Private Securities Litigation Reform Act of 1995, which are subject to risks and uncertainties, including risks related to competitive factors, difficulties and delays inherent in the development, manufacturing, marketing and sale of medical products, government regulation and general economic conditions and other risks and uncertainties described in the company's periodic reports on file with the U.S. Securities and Exchange Commission including the most recent Annual Report on Form 10-K of the company, as filed with the U.S. Securities and Exchange Commission. Actual results may differ materially from anticipated results. Medtronic does not undertake to update its forward-looking statements or any of the information contained in this presentation, including to reflect future events or circumstances.

Non-GAAP financial measures

Certain information in this presentation includes calculations or figures that have been prepared internally and have not been reviewed or audited by our independent registered public accounting firm. Use of different methods for preparing, calculating or presenting information may lead to differences and such differences may be material. This presentation contains financial measures and guidance which are considered "non-GAAP" financial measures under applicable SEC rules and regulations. Medtronic management believes that non-GAAP financial measures provide information useful to investors in understanding the company's underlying operational performance and trends and to facilitate comparisons with the performance of other companies in the med tech industry. Non-GAAP financial measures should be considered supplemental to and not a substitute for financial information prepared in accordance with U.S. generally accepted accounting principles (GAAP), and investors are cautioned that Medtronic may calculate non-GAAP financial measures in a way that is different from other companies. Management strongly encourages investors to review the company's consolidated financial statements and publicly filed reports in their entirety. Starting with the quarter ended April 29, 2022, the Company will no longer adjust non-GAAP financial measures for certain license payments for, or acquisitions of, technology not approved by regulators due to recent guidance from the U.S. Securities and Exchange Commission. Historical non-GAAP financial measures have been recast for comparability. All GAAP to non-GAAP reconciliations are provided on our [website](#).

Medtronic calculates forward-looking non-GAAP financial measures based on internal forecasts that omit certain amounts that would be included in GAAP financial measures. For instance, forward-looking organic revenue growth guidance excludes the impact of foreign currency fluctuations, as well as significant acquisitions or divestitures. Forward-looking diluted non-GAAP EPS guidance also excludes other potential charges or gains that would be recorded as Non-GAAP Adjustments to earnings during the fiscal year. Medtronic does not attempt to provide reconciliations of forward-looking non-GAAP EPS guidance to projected GAAP EPS guidance because the combined impact and timing of recognition of these potential charges or gains is inherently uncertain and difficult to predict and is unavailable without unreasonable efforts. In addition, the company believes such reconciliations would imply a degree of precision and certainty that could be confusing to investors. Such items could have a substantial impact on GAAP measures of financial performance.

Financial comparisons

References to results increasing, decreasing, or remaining flat are in comparison to the same period in the prior fiscal year. References to organic revenue growth exclude the impact of significant acquisitions or divestitures and currency. Unless stated otherwise, quarterly and annual rates and ranges are given on an organic basis. Unless stated otherwise, all references to share gains or losses are as of the most recently completed calendar quarter, on a revenue basis, and in comparison to the same period in the prior year.

Unapproved devices

The following presentation includes discussion of devices that are not cleared or approved in the United States or the European Union. The safety and effectiveness of these devices have not been established and features and performance of future technologies may vary. Information provided during this presentation may also include products that may not be available or distributed in regions or countries outside the U.S. or E.U. Access to these products are contingent upon regulatory approval or clearance. Approval or clearance timelines are subject to the regulatory process of individual countries and regions and are not guaranteed.

Committed to accelerating and sustaining higher growth over the long term

Significant changes made and further changes underway; industry-leading technology pipeline coming to fruition



Significant transformational efforts to position Medtronic for durable & accelerated innovation-driven growth

New operating model and enhanced Medtronic Mindset are leveraging scale and accelerating decision making with incentives aligned to create shareholder value. Expect quarterly acceleration through FY23, driven by resolution of acute supply chain issues, easier comparisons, and new product launches



Advancing scientific evidence and significant near-term catalysts in fast-growing MedTech markets

Conducted over 230 clinical trials in FY22; 180 product approvals in last 12 months driving upcoming launches to support accelerated growth profile; Continued investments in mid-term programs to deliver durable growth consistent with long-range plan



Committed to Environmental, Social, and Governance

Progressing towards goal of becoming operationally carbon neutral by FY30; Continued focus on Patient Safety & Quality, Inclusion Diversity & Equity, Climate Stewardship, and Product Stewardship; published FY22 Integrated Performance Report in October



Rigorous portfolio management and capital allocation strategies focused on higher WAMGR and creating shareholder value

Portfolio management process is ongoing: Planned separation of Patient Monitoring and Respiratory Interventions business; Renal Care Solutions will be part of NewCo with DaVita®; Intersect ENT acquisition closed May 2022; Affera acquisition closed August 2022; expanding our commercial solutions via Acutus* and CathWorks* deals. Dividend Aristocrat; returned \$5.5B to shareholders through share repurchases and dividends, or 92% of FCF in FY22



* Announced intention to acquire Acutus' Left-Heart Access Portfolio; Signed a co-promote deal with CathWorks with the option to acquire in the future

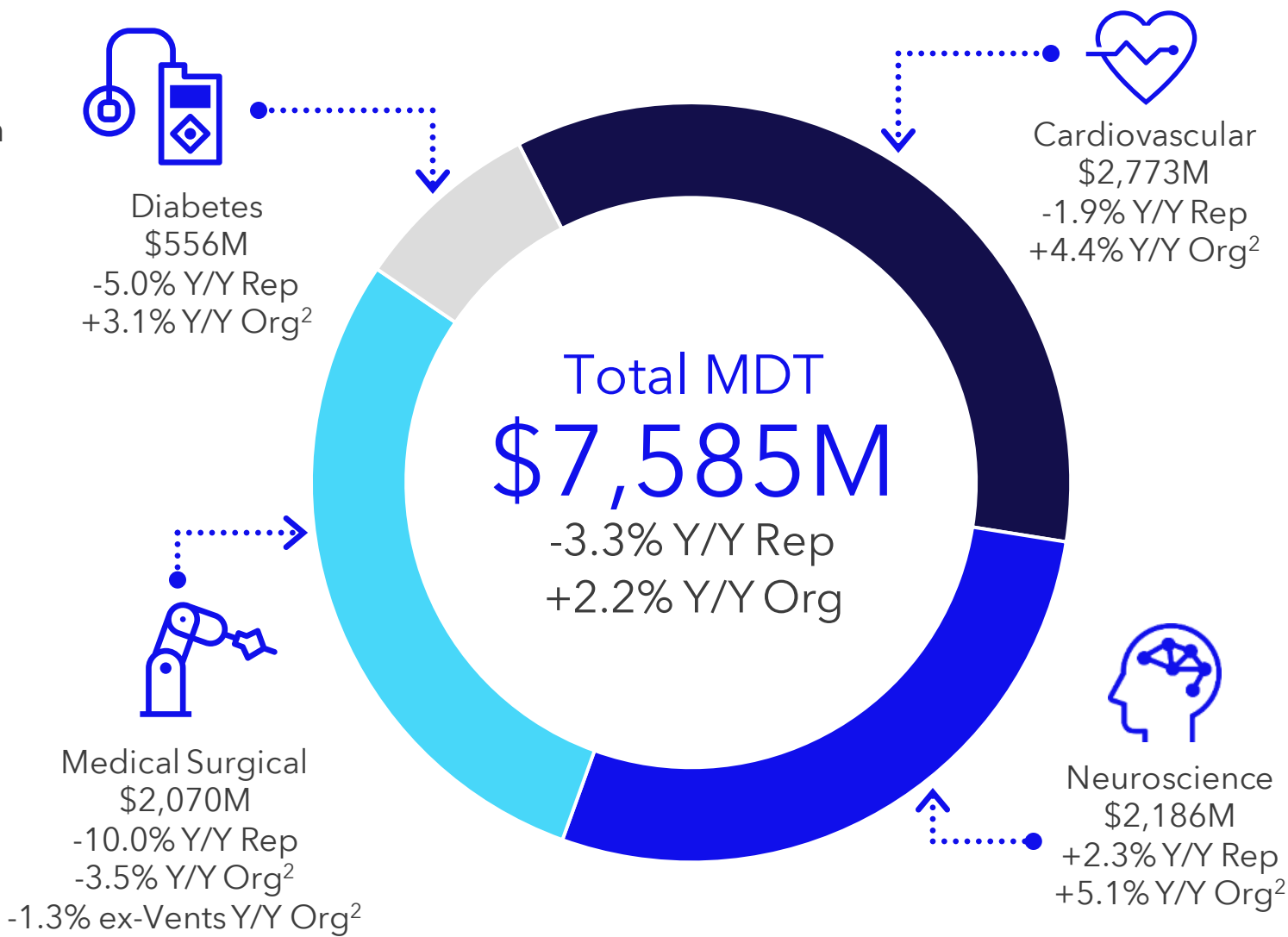
Q2FY23 highlights & financial summary following November 22nd earnings report

Key Messages

- **Earnings delivered despite revenue below expectations:** Delivered revenue of \$7.6B and adjusted EPS of \$1.30; FX headwinds weighed on results, contributing over half of the miss vs. consensus
- **Pace of procedure volume and supply recovery slower than expected in certain businesses:** Certain procedure volumes slower to recover, primarily in developed markets due to continued healthcare system staffing challenges; Made meaningful recovery in supply, but some improvements came later than expected in Q2, delaying expected H2 momentum
- **Seeing benefit of operating model changes in several businesses:** Despite current operating environment challenges, strong growth in several businesses where our strategy, operating model, and execution are yielding solid results: CRM, CST, ENT, and International Diabetes
- **Reduced H2 guidance, continue to expect organic revenue growth acceleration:** Given slower pace of market and supply recovery combined with added VBP headwinds, driving expense reductions to help offset lower revenue and effects of cost inflation
- **Confidence in path to deliver durable growth and shareholder value:** Remain focused on delivering our pipeline, decisively allocating capital, improving our operational health, and streamlining the company

	GAAP	Non-GAAP	Cash flow from operations YTD
Diluted EPS	\$0.32	\$1.30	\$2.0B
Y/Y %	-67%	-2%	Free cash flow ³ YTD
CC Y/Y %	N/A	-1%	\$1.3B

Revenue¹ by segment



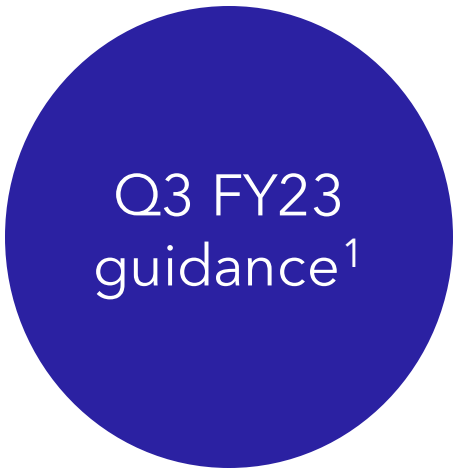
¹Data has been intentionally rounded to the nearest million and, therefore, may not sum.

²Figures represent comparison to Q2 FY22 on an organic basis.

³Operating cash flows less property, plant, and equipment additions.

Q3 & H2FY23 guidance (as provided on November 22, 2022)

Expectations reflect unique combination of timebound headwinds while investing in quality and pipeline



Outlook does not assume any material recovery in markets currently experiencing recovery challenges

Organic revenue growth

2.5% to 3.0% FX: approximately \$460M to \$510M headwind

Non-GAAP diluted EPS

\$1.25-\$1.27 FX: approximately \$0.05 headwind

FY22 H2 Revenue base	Organic revenue growth guidance	FX ¹	Implied revenue range
\$15,852M	+3.5% to +4.0%	-\$0.93B to -\$1.03B	~\$15.4B - \$15.6B
FY22 Non-GAAP EPS base	Implied constant currency growth	FX ¹	EPS guidance
\$5.55	-1% to -2%	-\$0.18	\$5.25 - \$5.30

EPS guidance does not include any charges or gains that would be reported as non-GAAP adjustments to earnings during the fiscal year.
¹While FX rates are fluid, assumptions above are based on recent rates near the specific earnings call.

Significant changes underway to accelerate growth and win market share

Initial changes implemented; key learnings and new top talent helping to drive continued improvements

Ongoing Transformation

What we've done ✓

- New operating model established Operating Units
- Enhanced culture
- Further aligned incentives with meaningful changes
- Established technology development centers
- Strategic customer relationships

Key
Learnings

Accelerating...

- Operations and supply chain improvements
- Accountability and consistency in patient safety & quality processes
- Portfolio management

Attracting top talent

Significant changes to accelerate growth and improve competitiveness

New operating model, culture enhancements, and incentives in place

New operating model

Eliminated group infrastructure and moved to 19 focused and accountable operating units

- ✓ Operating units have full control of P&L, product development, and sales forces in larger geographies
- ✓ More decentralized and delayed
- ✓ Increased transparency and accountability
- ✓ Eliminated bureaucracy, with businesses moving much faster

Enhancing culture

Injected new traits into our Mission-driven culture

- Act boldly
 - Compete to win
 - Move with speed and decisiveness
 - Foster belonging
 - Deliver results, the right way
- ✓ Employees quickly embracing change with high engagement scores

Further aligned incentives

Meaningful changes to our compensation plans to enhance competitiveness and reward performance

- ✓ Added market share as an annual metric, in addition to revenue growth, profit, and free cash flow
- ✓ Greater differentiation in payout based on individual and business/region/function performance
- ✓ Increased emphasis on equity instead of cash

Significant changes to accelerate growth and improve competitiveness

Leveraging enterprise synergies with tech development centers and strategic customer relationships



Tech development centers

Adding new centralized technology centers to existing battery and microelectronics centers to leverage across multiple operating units:

- Cardiac implantables
 - Enabling technologies
 - Neuromodulation implantables
 - Surgical technologies
- ✓ Example: CRM team helped accelerate trajectory of Neuromod development

Strategic customer relationships

Becoming a true partner to our customers and driving strong strategic relationships

- ✓ Single point of contact for large customers such as governments, large healthcare systems, and GPOs to buy across the Medtronic portfolio

Attracting top external talent to drive change

Bringing outside-in thinking, new skills and capabilities, and diverse perspectives to our already talented leadership team

Attracting
top
external
talent



Que Dallara
EVP, President of Diabetes
Previous: CEO of Honeywell Connected Enterprise



Torod Neptune
SVP, Chief Communications Officer
Previous: Lenovo & Verizon



Mei Jiang
Head of Global Digital Innovation
Previous: Iron Mountain, HP, Cisco



Greg Smith
EVP, Global Operations & Supply Chain
Previous: Walmart & Goodyear



Ivan Fong
EVP, General Counsel and Corporate Secretary
Previous: 3M, US DHS, Cardinal Health



Harry "Skip" Kiil
President, Cranial and Spinal Technologies
Previous: Smith & Nephew, Nuvasive



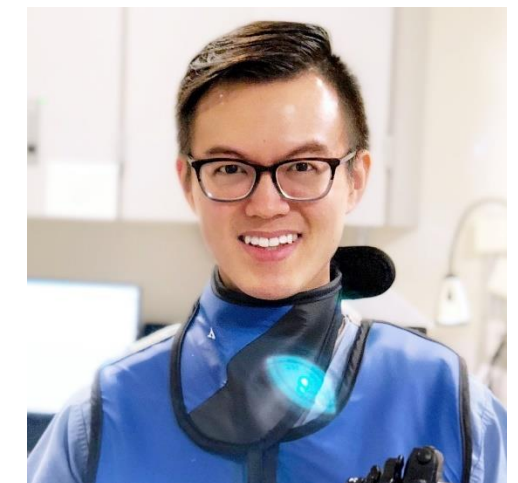
Mira Sahney
President, Pelvic Health
Previous: Hyalex Orthopaedics, Smith & Nephew



Yarmela Pavlovic
VP, Regulatory Strategy
Previous: Manatt, Phelps & Phillips, LLP, Hogan Lovells



Bob Hopkins
Head of Global Strategy
Previous: Bank of America Merrill Lynch



Austin L. Chiang, M.D., M.P.H.
Chief Medical Officer, Gastrointestinal
Previous: Sidney Kimmel Medical College, Jefferson Health

Accelerating changes to create value and further leverage enterprise scale

Adding value to our operating units, enabling stronger performance vs smaller competitors

Operations and supply chain

- Consolidating global operations to realize economies of scale, drive lower costs through reduced inventory and obsolete products & materials, and improve quality with Strategic Supplier base
- Investing in automation, digitalization, and Industry 4.0
- Supply management team negotiates contracts across OUs to secure attractive terms and manage through supply chain issues

Patient safety and quality

- Accelerating plans to enhance patient safety and quality as a competitive advantage where we 'play big'
- Design, Reliability, and Manufacturability (DRM) being implemented enterprise-wide to deliver outcomes that are better for patient safety; on track to cover 100% of products
- Elevating quality as part of enhanced M&A due diligence & integration process
- Quality goals aligned with leadership incentives

Portfolio management

- Newly created Capital Allocation Committee driving more decisive capital allocation; includes CEO, CFO, Portfolio Presidents and Head of Strategy
- 9 acquisitions since FY21 with total combined consideration of >\$3.3B; Announced NewCo with RCS + DaVita and separation of PM & RI businesses
- Deeply committed to driving shareholder value



Medtronic

Allocating capital to balance investment with return to shareholders

Investments

Organic R&D investments

Increasing our R&D spend broadly across the company to fuel our robust pipeline

\$2.7B

Organic R&D spend in FY22

FY22:
R&D Growth

outpacing revenue growth



Minority investments & strategic partnerships

Minority investments portfolio to develop and facilitate potential future tuck-in acquisitions

Third-party funding to leverage our own R&D investment and accelerate growth

75+

Companies

\$900M+

Invested as of Q2 FY23



Tuck-in M&A

Increasing our WAMGR, differentiating our portfolio, and accelerating our time to market

9

Acquisitions announced since beginning of FY21

>\$3.3B

In total consideration

MEDICREA

Companion Medical

AVENU MEDICAL

intersect ENT

ACUTUS MEDICAL
Left-heart access portfolio

Premma Health

sonarMED

RIST NEUROVASCULAR ACCESS MATTERS

AFFERA

Return to shareholders



Dividend growth

Committed to growing in line with earnings; raised dividend by 8% in May 2022

45 Years

of dividend increases

Member of S&P

500 Aristocrats



Share repurchases

Will continue to offset dilution from stock-based compensation

Total return

\$5.5B

In net share repurchases and dividends in FY22



92%

of Free Cash Flow
50% LRP Target

Broad, robust pipeline to accelerate growth

Visibility into multiple catalysts in fast-growth medical device end-markets; 180 approvals in the last 12 months

Launched

Just launching / expect in next few quarters

Investing heavily in mid- to long-range pipeline

Cardiovascular	<div> DiamondTemp™ RF Ablation System</div> <div> Micra™ AV and VR Transcatheter Pacing System</div> <div> Harmony Transcatheter PV</div> <div> VenaSeal™ Closure System</div> <div> Abre™ Self-Expanding Stent</div>	<div> Evolut™ FX TAVR System</div> <div> DCB AV Access Indication</div> <div> LINQ™ II</div> <div> Onyx Frontier™</div> <div> Aurora Extravascular ICD (EV-ICD)</div>	<div> Symplcity™ Renal Denervation</div> <div> Pulsed Field Ablation</div> <div> Intrepid® Mitral and Tricuspid Valve Replacement</div> <div> Half Moon Mitral Repair</div>
Medical Surgical	<div> Illumisite Platform</div> <div> Signia™ Powered Stapler</div> <div> TriStaple EEA™ Circular Stapler</div> <div> GI Genius</div> <div> ProdiGI™</div>	<div> Sonicision™ 7mm</div> <div> Nellcor™ OxySoft Pulse Ox Sensor</div> <div> Touch Surgery™ Enterprise</div> <div> Hugo™ RAS System</div>	<div> Signia™ Circular</div> <div> RespArray™ Monitor</div> <div> Endoflip™ 300</div> <div> Vital Sync™</div>
Neuroscience	<div> Vanta™ Recharge Free SCS</div> <div> DTM™ SCS on the Intellis™ platform</div> <div> Solitaire™ X</div> <div> SenSight™ Directional Leads</div> <div> Percept™ PC Deep Brain Stimulator</div>	<div> InterStim™ X primary cell device</div> <div> SCS treatment for DPN</div> <div> NuVent™ balloon</div> <div> Next-gen NIM® Nerve Monitoring System</div> <div> Pipeline™ Vantage with Shield Technology™ Flow Diverter</div>	<div> Inceptiv SCS using Closed-Loop (ECAPS)</div> <div> Hemorrhagic Stroke Intracascular Device</div> <div> Closed-Loop Deep Brain Stimulator</div> <div> Next-Gen Spine Enabling Technologies</div>
Diabetes	<div> Guardian Connect™ Standalone Sensor</div> <div> InPen Smart Diabetes Pen</div> <div> MiniMed™ 770G Bluetooth Enabled</div>	<div> Extended Infusion Set</div> <div> MiniMed™ 780G Advanced Hybrid Closed-Loop System*</div> <div> Guardian™ 4 Sensor (Zeus) CGM Sensor</div>	<div> Exclusives: Personalization & Meal Handling</div> <div> Simplera™ CGM Sensor (Synergy)</div>

Medtronic

*MiniMed™ 780G is available OUS and is currently under review with the FDA

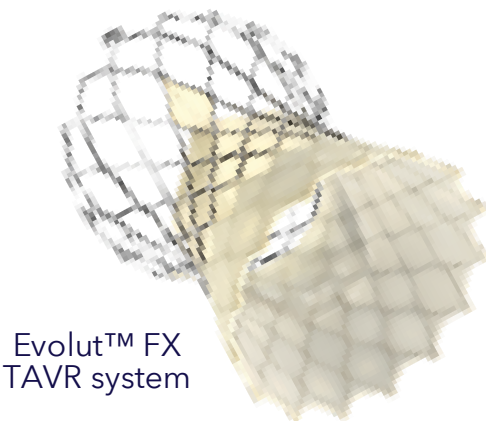
Cardiovascular Portfolio growth drivers



Over the next 12 - 18 months

Transcatheter valves (TAVR)

Continued global market growth and share capture opportunities with the rollout of our new Evolut™ FX system in the U.S. and entry into China



Evolut™ FX TAVR system

Micra leadless pacing

Continued global growth as the only company with devices addressing half the pacing market; global expansion continues



Micra™ transcatheter pacing system

RDN


PMA package submitted to FDA for review and approval; SPYRAL HTN-ON MED missed ABPM* primary due to increased medication in sham and potential Covid-19 impact while hitting statistical significance for OSBP*



Symlicity™ Renal Denervation

Cardiac Diagnostics

Broad U.S. commercialization of LINQ II underway with improved supply; meaningful reduction/ elimination of AF and Pause false positives



LINQ™ II

Extravascular ICD

Expect to disrupt ICD market with Aurora™ EV-ICD, a single device that can pace and shock without any leads in the heart; CE Mark expected in CY22



Aurora™ Extravascular ICD (EV-ICD)



DiamondTemp™ Ablation System



Arctic Front Advance Pro™ Cryoballoon

Cardiac Ablation Solutions

Launching disruptive DiamondTemp™ ablation system; ramping awareness and adoption of our Arctic Front Advance Pro™ cryoablation as a first line treatment for paroxysmal AF

Safety and efficacy endpoints met in EV-ICD pivotal data just presented at ESC 2022; published in NEJM

* ABPM 24-hour ambulatory systolic blood pressure; OSBP office-based systolic blood pressure


Medical Surgical Portfolio growth drivers

Over the next 12 - 18 months



Surgical Innovations

Surgical procedures are moving from open to minimally invasive along with innovation advancements in advanced energy and stapling; Continuing to address acute supply chain issues, and ongoing management of China VBP



V-Loc™
Wound Closure
Device - Barbed
Sutures

GI & Patient Monitoring

Investing in long term pipeline; Patient Monitoring received 510(k) clearance for the RespArray™ monitor, which includes Nellcor™ pulse ox technology



Nellcor™
OxySoft Pulse
Ox Sensor



RespArray™ Monitor



GI Genius™

Surgical Robotics

Entering surgical robotics market as second meaningful player; market highly underpenetrated due to cost and utilization barriers

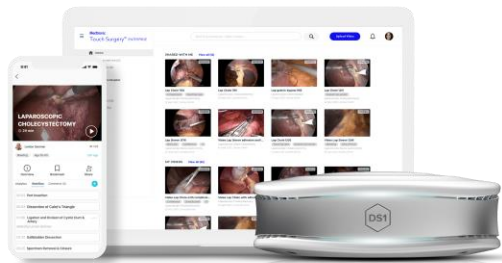
Limited market release of our Hugo™ RAS system continues, combined with our Touch Surgery™ Enterprise AI and image capturing platform; leverages our MIS instrument expertise; customer demand is high

Expanding market access through regulatory approvals, including recent CE Mark clearance and Health Canada license to expand indication for General Surgery and MHLW approval for Uro/GYN in Japan, the 3rd largest RAS market in the world today

First procedure for U.S. IDE urology clinical trial anticipated in the calendar year



Hugo™ RAS System



Touch Surgery™
Enterprise

Neuroscience Portfolio growth drivers

Over the next 12 - 18 months



Pain stim

Above-market growth expected on continued adoption of Intellis™ with DTM™ SCS therapy and recent launch of Vanta™ recharge-free system; FDA approval of Intellis™ and Vanta™ for the treatment of diabetic peripheral neuropathy (DPN)



Vanta™
Recharge
Free SCS



DTM™ SCS on
the Intellis™
platform

Cranial & Spinal Technologies

Continued growth expected of this ~\$4.5B business on the rollout of new spine hardware in the Aible™ Spinal Surgical Suite, adoption of market leading O-arm™ imaging, StealthStation™ navigation, and Mazor™ robotics enabling technology, and surgeon adoption of the UNiD software platform and the Medicea implant portfolio



Catalyft™
Expandable
Interbody System



Aible™
Spinal Surgical Suite

Pelvic Health

Market leader and launching new technology into fast-growing sacral neuromodulation market; U.S. FDA approval of InterStim™ X recharge-free device granted

InterStim™ X
primary cell device



Neurovascular & ENT

Continued global growth at- or above-market in these two high-growth markets; just added Intersect ENT sinus implants

Pipeline™ Shield
Embolization Device
with Shield Technology™



PROPEL® and SINUVA®
sinus implants



Deep brain stimulation

Continued above-market growth expected on continued adoption of recently launched sensing products



Percept™ PC
DBS



SenSight™
Directional Leads

Clinical catalysts

- Submitted Inceptiv™ SCS using closed-loop (ECAPS) technology to U.S. FDA
- ADAPT-PD U.S. pivotal trial for closed-loop DBS remains on track with enrollment nearing completion

Investing heavily in mid- to long-range pipeline

Continued advancements and disruptions to fuel long-term and share gain/recapture across our Portfolios

Cardiovascular



Simplicity™ procedure for hypertension



Pulsed Field Ablation for Afib



Intrepid® Mitral and Tricuspid Valve Replacement

Medical Surgical



Hugo™ RAS System & Touch Surgery™ Enterprise advancements




Signia™ Circular Stapler




Vital Sync™ patient monitoring enhancements


Neuroscience




Next-gen spine enabling technologies



Spinal cord stim indication expansion



Closed-loop deep brain stimulator



Intrasaccular device for hemorrhagic stroke

Diabetes



Simplera™ CGM Sensor



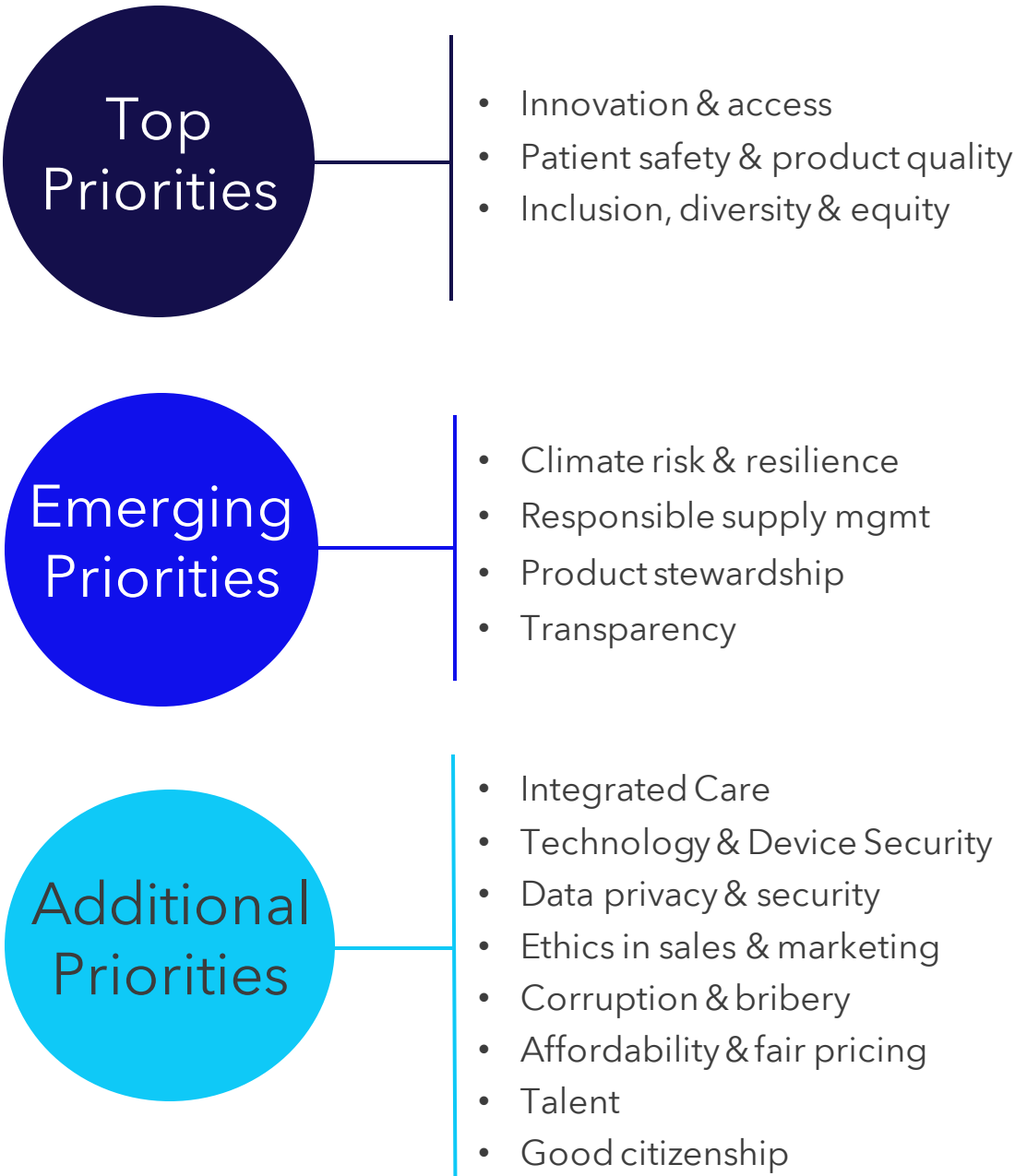
nutrino
KLUE

Exclusives:
Personalization
& Meal Handling

Multiple undisclosed development programs to deliver competitive CGM/patch pump technology

Leading ESG practices grounded in our Mission

Focused sustainability areas and targets



ESG targets			
Patient Safety & Product Quality	Inclusion, Diversity & Equity	Climate Stewardship	Product Stewardship
10%	45%	50%	25%
Reduction in aggregate product complaint rate for identified product families by FY25 vs. FY20	Global management positions held by women by FY26	Reduction in greenhouse gas emission intensity by FY25 vs. FY20	Reduction in packaging waste for targeted high-volume products by FY25 vs. FY21
Access & Innovation	30%	50%	35%
MDT revenue from products and therapies released in the prior 36 months by FY25	U.S. management positions held by ethnically diverse talent by FY26	Sourced energy from renewable and alternative sources by FY25 vs. FY20	Reduction in paper associated Instructions for Use (IFUs) by FY27 vs. FY21
85M		Carbon Neutral	
Patients served annually by FY25		In our operations by FY30	
		Net Zero Emissions	
		By 2045	

Q2 FY23 Revenue by portfolio and geography

	Worldwide			U.S.			Non-U.S. Developed			Emerging Markets		
	Revenue (\$M) ¹	As reported Y/Y%	Organic Y/Y%	Revenue (\$M) ¹	As reported Y/Y%	Organic Y/Y%	Revenue (\$M) ¹	As reported Y/Y%	Organic Y/Y%	Revenue (\$M) ¹	As reported Y/Y%	Organic Y/Y%
Cardiovascular	2,773	-1.9%	4.4%	1,424	3.7%	3.7%	802	-15.4%	0.2%	546	7.9%	13.4%
Cardiac Rhythm & Hearth Failure	1,431	-2.7%	3.5%									
Structural Heart & Aortic	757	0.9%	8.1%									
Coronary & Peripheral Vascular	584	-3.6%	1.7%									
Medical Surgical	2,070	-10.0%	-3.5%	905	-6.7%	-6.7%	719	-14.5%	0.8%	446	-8.6%	-4.7%
Surgical Innovations	1,398	-6.6%	0.5%									
Respiratory, Gastrointestinal, & Renal	671	-16.3%	-11.1%									
Neuroscience	2,186	2.3%	5.1%	1,512	8.5%	6.7%	382	-11.8%	4.4%	292	-5.5%	-0.6%
Cranial & Spinal Technologies	1,081	1.3%	4.6%									
Specialty Therapies	686	8.2%	9.1%									
Neuromodulation	419	-3.7%	0.5%									
Diabetes	556	-5.0%	3.1%	228	-12.6%	-12.6%	254	-0.8%	16.0%	74	7.2%	13.0%
Total Medtronic	7,585	-3.3%	2.2%	4,069	1.8%	1.2%	2,157	-13.0%	2.8%	1,359	-0.9%	3.9%

18

¹Data has been intentionally rounded to the nearest million and, therefore, may not sum
Investor Meetings | November 2022



Appendix: GAAP to non-GAAP reconciliation

MEDTRONIC PLC GAAP TO NON-GAAP RECONCILIATIONS⁽¹⁾ (Unaudited)

Three months ended October 28, 2022									
(in millions, except per share data)	Net Sales	Cost of Products Sold	Gross Margin Percent	Operating Profit	Operating Profit Percent	Income Before Income Taxes	Net Income Attributable to Medtronic	Diluted EPS	Effective Tax Rate
GAAP	\$ 7,585	\$ 2,535	66.6 %	\$ 1,404	18.5 %	\$ 1,395	\$ 427	\$ 0.32	68.7 %
Non-GAAP Adjustments:									
Restructuring and associated costs (2)	—	(21)	0.3	95	1.3	95	76	0.06	20.0
Acquisition-related items (3)	—	(13)	0.2	2	—	2	(6)	—	400.0
(Gain)/loss on minority investments (4)	—	—	—	—	—	(11)	(11)	(0.01)	—
Medical device regulations (5)	—	(22)	0.3	37	0.5	37	30	0.02	18.9
Amortization of intangible assets	—	—	—	421	5.6	421	356	0.27	15.4
RCS impairments / costs (6)	—	—	—	24	0.3	24	24	0.02	4.2
Exit of business (7)	—	(26)	0.3	37	0.5	37	37	0.03	—
Certain tax adjustments, net (8)	—	—	—	—	—	—	793	0.60	—
Non-GAAP	\$ 7,585	\$ 2,454	67.6 %	\$ 2,020	26.6 %	\$ 1,999	\$ 1,725	\$ 1.30	13.3 %
Currency impact	457	150	—	20	(1.2)	—	—	0.01	—
Currency Adjusted	\$ 8,042	\$ 2,604	67.6 %	\$ 2,040	25.4 %	—	—	\$ 1.31	—

Three months ended October 29, 2021									
(in millions, except per share data)	Net Sales	Cost of Products Sold	Gross Margin Percent	Operating Profit	Operating Profit Percent	Income Before Income Taxes	Net Income Attributable to Medtronic	Diluted EPS	Effective Tax Rate
GAAP	\$ 7,847	\$ 2,497	68.2 %	\$ 1,563	19.9 %	\$ 1,493	\$ 1,311	\$ 0.97	11.8 %
Non-GAAP Adjustments:									
Restructuring and associated costs (2)	—	(31)	0.4	77	1.0	77	62	0.05	19.5
Acquisition-related items (3)	—	(5)	0.1	(13)	(0.2)	(13)	(15)	(0.01)	(15.4)
Certain litigation charges	—	—	—	34	0.4	34	30	0.02	11.8
(Gain)/loss on minority investments (4)	—	—	—	—	—	6	6	—	—
Medical device regulations (5)	—	(15)	0.2	24	0.3	24	20	0.01	16.7
Amortization of intangible assets	—	—	—	431	5.5	431	361	0.27	16.0
Certain tax adjustments, net (9)	—	—	—	—	—	—	16	0.01	—
Non-GAAP	\$ 7,847	\$ 2,447	68.8 %	\$ 2,116	27.0 %	\$ 2,052	\$ 1,792	\$ 1.32	12.4 %

See description of non-GAAP financial measures contained in the press release dated November 22, 2022.

- (1) The data in this schedule has been intentionally rounded to the nearest million or \$0.01 for EPS figures, and, therefore, may not sum.
- (2) Associated costs include costs incurred as a direct result of the restructuring program, such as salaries for employees supporting the program and consulting expenses.
- (3) The charges primarily include business combination costs and changes in fair value of contingent consideration.
- (4) We exclude unrealized and realized gains and losses on our minority investments as we do not believe that these components of income or expense have a direct correlation to our ongoing or future business operations.
- (5) The charges represent incremental costs of complying with the new European Union (E.U.) medical device regulations for previously registered products and primarily include charges for contractors supporting the project and other direct third-party expenses. We consider these costs to be duplicative of previously incurred costs and/or one-time costs, which are limited to a specific time period.
- (6) The charges predominantly include impairments related to changes in the carrying amount of the disposal group and other associated costs, as a result of the anticipated sale of half of the Company's Renal Care Solutions (RCS) business related to the May 25, 2022 agreement with DaVita Inc.
- (7) The charges relate to the exit of a business and are primarily comprised of inventory write-downs.
- (8) The charge primarily relates to a \$764 million reserve adjustment that was a direct result of the U.S. Tax Court opinion, issued on August 18, 2022, on the previously disclosed litigation regarding the allocation of income between Medtronic, Inc. and its wholly owned subsidiary operating in Puerto Rico.
- (9) The charge includes the amortization on previously established deferred tax assets from intercompany intellectual property transactions.

MEDTRONIC PLC GAAP TO NON-GAAP RECONCILIATIONS⁽¹⁾ (Unaudited)

(in millions)	Six months ended October 28, 2022	Six months ended October 29, 2021
Net cash provided by operating activities	\$ 2,005	\$ 3,061
Additions to property, plant, and equipment	(749)	(649)
Free Cash Flow (2)	\$ 1,256	\$ 2,412

See description of non-GAAP financial measures contained in the press release dated November 22, 2022.

- (1) The data in this schedule has been intentionally rounded to the nearest million, and, therefore, may not sum.
- (2) Free cash flow represents operating cash flows less property, plant, and equipment additions.